

MICROSCOPE

www.itokin2000.com



ITK-SBK0745T Auto-Focusing Vision Microscope

Features

- One-piece structure, beautiful appearance, easy installation and maintenance.
- Self-research the complete optical system, light source switching, afocal zoom, auto-focusing function
- Can optional measuring function

More Efficient


No need ocular
Real time focusing
Continual zoom

More Clearly

HDR edge enhancement mode
Vision magnification reach 180X
2M pixel digital CCD

More Convenient

Can save picture/GIF
Concise interface
multiple Light source



02-9744354-6

MICROSCOPE

www.itokin2000.com



ITK-SBK0745T

SPECIFICATION

Product	ITK-SBK0745T
Size (mm)	290 x 320 x 480
Sample Height	Max 50 mm
Vision Magnification	24X - 180X
Option Magnification	0.7X - 4.5X
Resolution	4.5X < 3.49 um 0.7X < 11.18 um
Working Distance	88 mm +- 2 mm
Field of View Range	0.7X : 8.2 x 7.1 x 4.0
	4.5X : 1.3 x 1.1 x 0.6
CCD Image Sensor	COMS COLOR
Pixel	2M Pixel
Sensor Size	1/2.8 "
Manual	Yes
Operate Style	USB Mouse/Controller
Output Style	HDMI
White Balance	Manual/Auto/One button white balance
Exposure Style	Manual/Auto
Display FPS	1080P @60 FPS
Scan Style	Progressive Scanning
Electronic Shutter Speed	1/50s (1/60s) -1/10000s
Work Temperature	0°C-50°C
Digital Magnification	Support
Save Function	Support SD Card Save

02-9744354-6

MICROSCOPE

www.itokin2000.com



Custom Service

Can custom coaxial light sources with metallographic tube,
Solve microelectronic observation and measurement, TFT liquid crystal inspection analysis measurement requirement

Application Industry & Case



Electronic



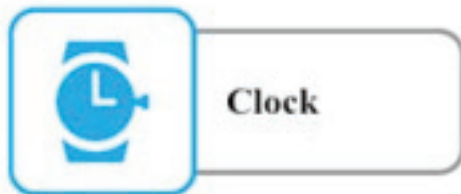
Phone



Hardware



Car



Clock



Mechanical

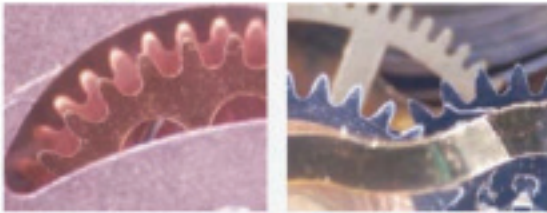
02-9744354-6

MICROSCOPE


www.itokin2000.com

Application Industry & Case

Clock Industry
อุตสาหกรรม นาฬิกา



Electronic Industry
อุตสาหกรรม อิเล็กทรอนิกส์



Phone Industry
อุตสาหกรรม โทรศัพท์



Auto-Focusing Vision Microscope

MICROSCOPE
ITK-SBK0745'



02-9744354-6