



Chinese high-tech enterprises

COLORIMETER

F at girl series

Color detection


PS2040&PS2030




Rapid measurement



LED full spectrum



Double light path



High precision



Model:PS2040&PS2030

Conform to the standard:

CIE No.15,GB/T 3978,GB 2893,
GB/T 18833,ISO7724-1,
ASTM E1164,DIN5033 Teil7

Portable design, sturdy construction
Anti-shaking, dustproof and knock

Product features

D/8 geometric optical structure,
Suitable for a variety of measurement conditions

Full spectrum with high life and
low power consumption
The combined LED light source

Dual optical path systemThe SCI and
SCE spectra of samples can be
measured simultaneously

2°/10° standard observer Angle,
Multiple light source mode,
multiple color space
A variety of chroma parameters

Imported white board is
not easy to dirty,Ensure
measurement accuracy



PS2040 Double aperture:
SAV:Φ4mm/Φ5mm(Flat&Tip)



4mm Flat

4mm Tip

PS2030 Double aperture:
MAV:Φ8mm/Φ10mm(Flat&Tip)



8mm Flat

8mm Tip

Fat girl series

PS2040&PS2030 Spectrocolorimeter

Powerful

- Suitable for color difference quality control in plastic electronics, paint and ink, textile and garment printing and dyeing, printing, ceramics and other industries
- Support the spectral reflectance, WI (ASTM E313, CIE/ISO, AATCC, Hunter), YI (ASTM D1925, ASTM 313), the same color spectrum index of Mt, touch color fastness, color fastness, strength, cover degree, 555 color classification, Munsell(C/2) (mobile APP implementation)

Durable

- Light weight, impact resistance, dirt resistance and storage resistance
- Operating temperature range 0~40℃, 0~85%RH(no condensation), Altitude: below 2000m
- Storage temperature range -20~50℃, 0~85%RH(no condensation)

Efficient

- Ideal for laboratory and factory use
- Support USB cable computer transfer data
- The measurement is fast and accurate, and it only takes 1S to measure SCI and SCE simultaneously
- Color display, touch control, easy to operate

Accuracy of reading

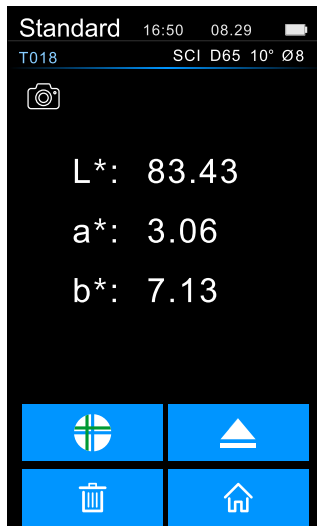
- Measurement accuracy 0.01
- The standard deviation of repeatability was within 0.35 of ΔE^*ab
- Support multiple national and international standard measurement
- A variety of different caliber algorithms



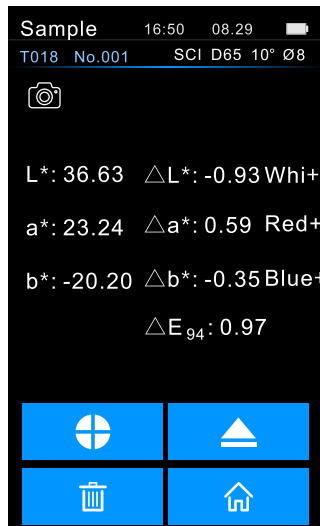
Fat girl series

PS2040&PS2030 Spectrocolorimeter

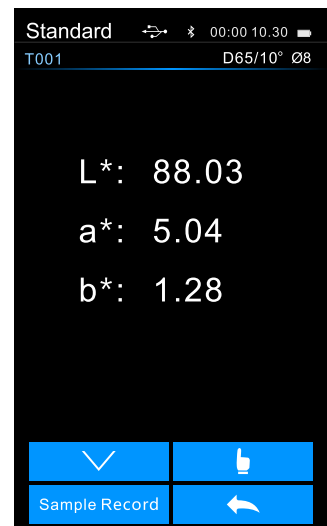
Main function



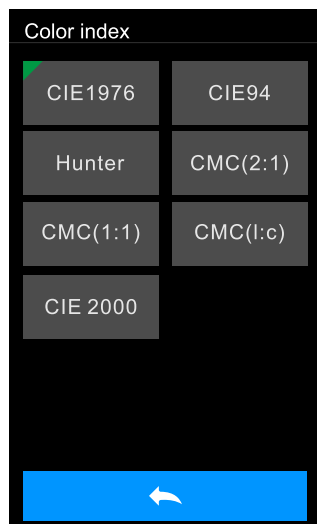
Standard Measure



Sample measurement and color difference



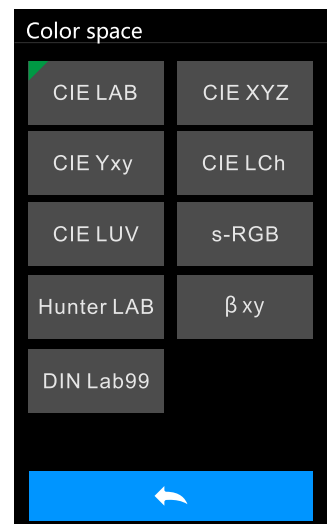
View Measurement record



Color index selection



Illumination setting



Color space selection

Optional accessories

The instrument comes with 2 accessories: micro printer. powder test box.

Micro printer: easy to carry, without computer can continuously print out the measurement of various parameters, easy to save.



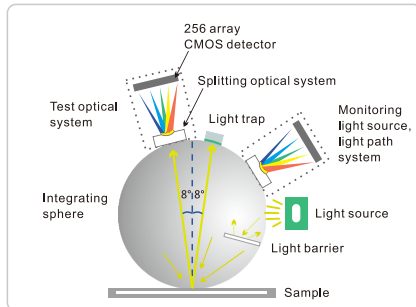
Powder test box: Easy to use, focusing on powdered target measurement.



Fat girl series

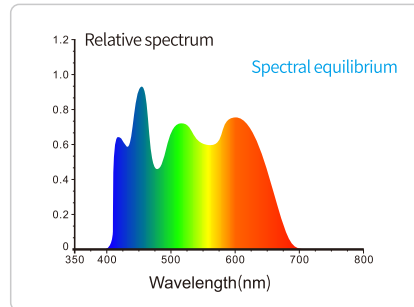
PS2040&PS2030 Spectrocolorimeter

Product features



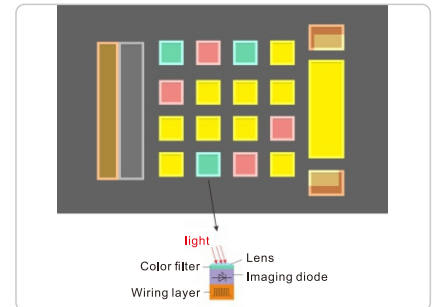
1. The international D/8 SCI/SCE synthesis technology was adopted

The spectrophotometer PS2040 adopts D/8 lighting observation conditions and SCI/SCE (including specular reflection/excluding specular reflection) synthesis technology with a wide range of international applications, which is applicable to all industries.



2. Balanced LED illuminant

The 400~700nm full band balanced LED light source is used as the instrument lighting source, which has sufficient spectral distribution in the visible light range, avoiding the spectral loss of white LED in specific bands, and the fluorescent materials can also be easily measured.



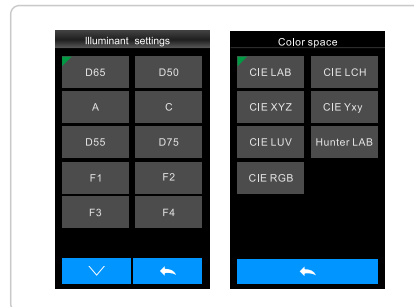
3. CMOS dual beam splitting sensor

High speed and high sensitivity CMOS dual beam splitter sensor makes color data processing more efficient and accurate.



4. Contact automatic whiteboard calibration

The spectrophotometer PS2040 is equipped with an intelligent calibration base. Contact automatic whiteboard calibration is available, professional standard Whiteboard reflectivity $R\% \geq 95\%$, good surface uniformity. It has high stability and can obtain repeated and accurate data.



5. Multiple color measurement spaces, multiple illumination source

Support CIE LAB, XYZ, Yxy, LCh, CIE LUV, s-RGB, β xy, DIN Lab99, Munsell(C/2) Color space and D65, A, C, D50, D55, D75, F1, F2 (CWF), F3, F4, F5, F6, F7 (DLF), F8, F9, F10 (TPL5), F11 (TL84), F12 (TL83/U30) multiple illumination source. Meet different measurement requirements.



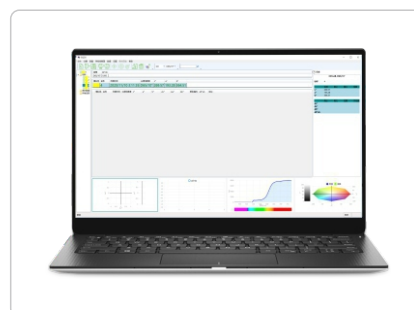
6. Ergonomic design and easy measurement

The fitted palm is suitable for continuous detection, which makes you fast and easy to use. An easy to measure device for automatic measurement is added, which is portable, fast, easy to measure and use.



7. Positioning of stability sheet

Through the cross stabilizer positioning, it can accurately judge whether the measured part of the object is the target center, which improves the measurement efficiency and accuracy.



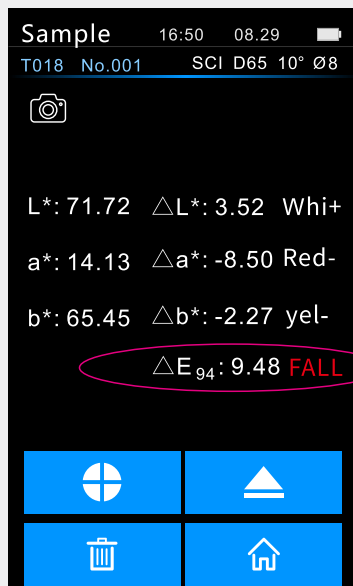
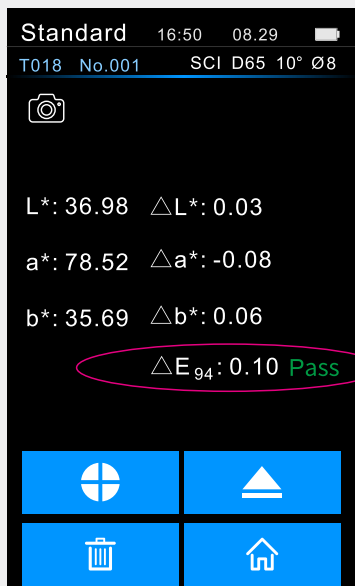
8. Color management software

The quality management software SQCX is suitable for quality monitoring and color data management in various industries. Data the user's color management, compare color differences, generate test reports, provide multiple color space measurement data, and customize the customer's color management.

Fat girl series

PS2040&PS2030 Spectrocolorimeter

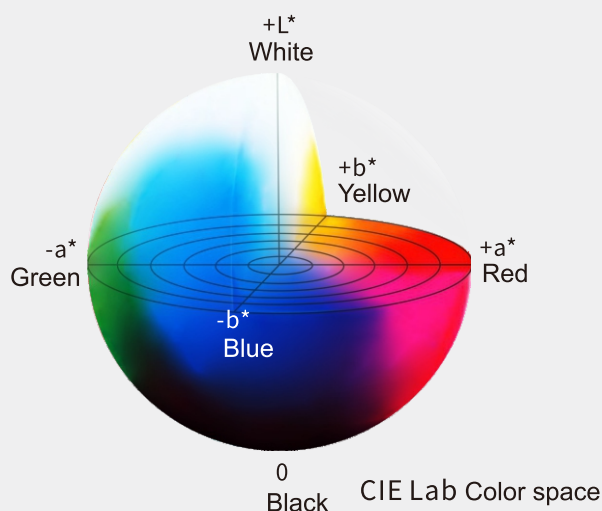
Result evaluation



Under the ISO7724-1 and ASTM E1164 standards, the color values of the standard sample and sample obtained under the light source are set, and the system conducts rigorous formula calculation to obtain the color difference value and color tendency. Within the set tolerance range, the system will display "qualified"; when it exceeds the set range, the system will display "unqualified".

The difference of color difference is distinguished by NBS unit, which is derived based on the unit of color difference calculation formula established by Judd Hunter. When the value of NBS unit is larger, the color difference is more obvious, and vice versa.

NBS	Level
0.00-0.50	trace
0.50-1.50	slight
1.5-3	noticeable
3-6	appreciable
6+	much



Color space CIE LAB,XYZ,Yxy,LCh,CIE LUV,s-
RGB,HunterLab, β xy,DIN Lab99 choice,For
example, common CIE Lab color space:

L * means black and white. The larger the value of L *,
the higher the brightness;

A * represents red and green,+a * represents red,
and - a * represents green;

B * represents yellow blue,+b * represents yellow,
and - b * represents blue.

We can easily adjust the color through the
color bias display.

* The above test results have been corrected in black and white after startup,
and are within the validity period of correction.

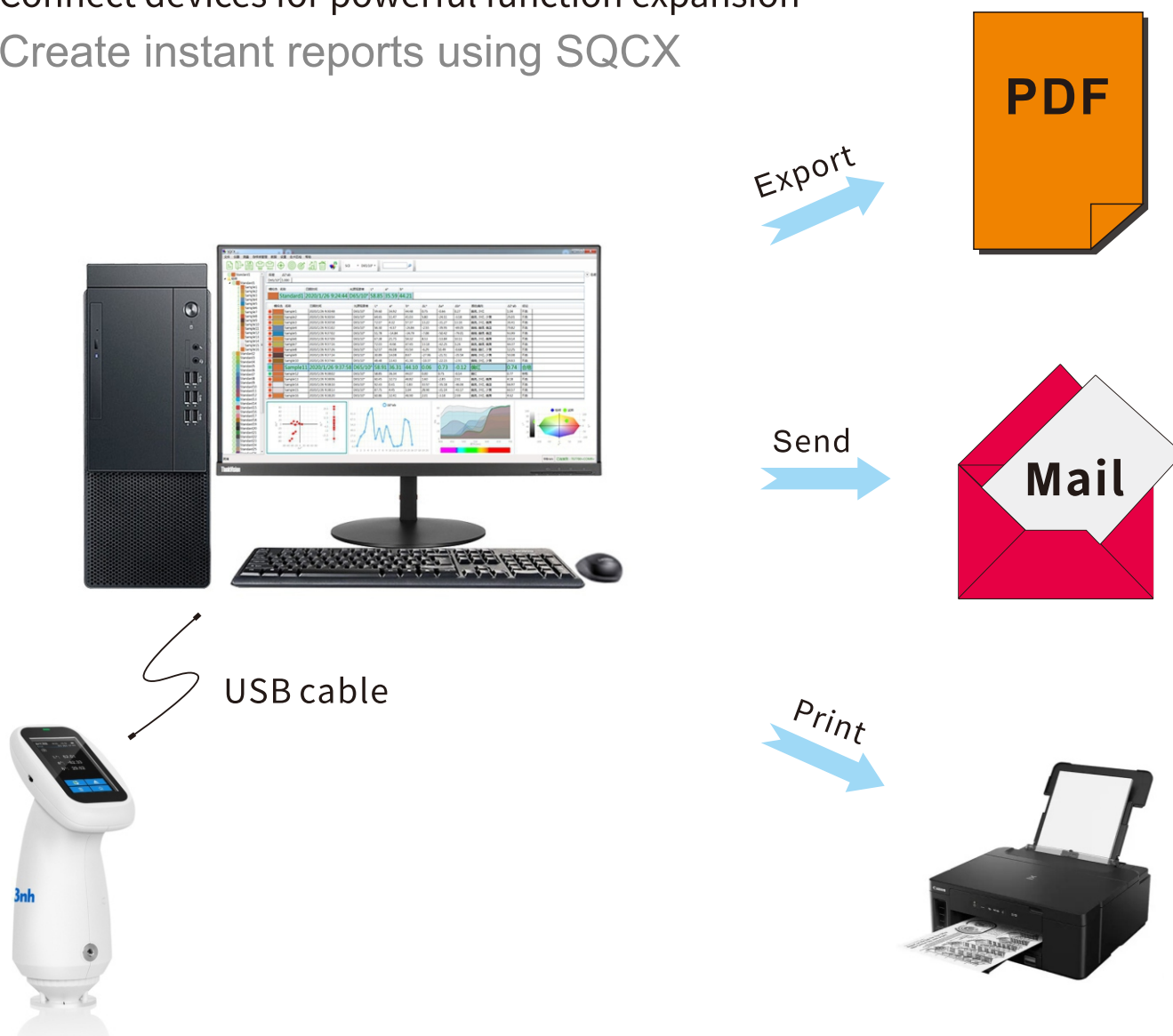
Fat girl series

PS2040&PS2030 Spectrocolorimeter

SQCX

Connect devices for powerful function expansion

Create instant reports using SQCX



SQCX can connect the spectrophotometer through USB cable and Bluetooth (only for instruments supporting Bluetooth), control the instrument to measure, change the instrument configuration, and operate the instrument data. At the same time, it also greatly expands the functions of the instrument, supports a variety of surface color systems, light sources, more complex data management, color detection, report generation, etc., and is a powerful assistant for color quality management.

Connect the computer through the data cable and use the SQCX program to achieve:

1. Save the sample values measured on site directly to the mobile device.
2. View the color chart in real time during the test.
3. You can view historical data and personal saved data, and modify the name.
4. It can be transferred to the printer for printing and output.
5. The test data can be managed, transmitted and color matched by computer.

Parameter

Model	PS2040		PS2030	
Optical Geometry	D/8 (diffuse lighting, receiving at 8 ° direction), SCI/SCE (including specular light/removing specular light)			
Standards Compliant	CIE No.15,GB/T 3978,GB 2893,GB/T 18833,ISO7724-1,ASTM E1164,DIN5033 Teil7			
Lllumination source	Combined full spectrum LED light source			
Integrating Sphere Size	Φ40mm			
Sensor	CMOS dual beam splitting sensor			
Spectral Range	400~700nm			
Measurement Aperture	Double aperture:SAV:Φ4mm/Φ5mm(Flat&Tip)		Double aperture:MAV:Φ8mm/Φ10mm(Flat&Tip)	
Specular Component	SCI/SCE			
Color Spaces	CIE LAB,XYZ,Yxy,LCh,CIE LUV,s-RGB,HunterLab,βxy,DIN Lab99			
Color Difference Formula	ΔE*ab,ΔE*uv,ΔE*94,ΔE*cmc(2:1),ΔE*cmc(1:1),ΔE*00, DINΔE99,ΔE(Hunter)			
Other Colorimetric Index	Reflectivity, WI (ASTM E313, CIE/ISO, AATCC, Hunter), YI (ASTM D1925, ASTM 313), metamerism index Mt, color fastness, color fastness, strength, hiding degree, 555 tone classification, Munsell (C/2) (realized by mobile phone APP)			
Observer Angle	2°/10°			
Illuminant	D65,A,C,D50,D55,D75,F1,F2(CWF),F3,F4,F5,F6,F7(DLF),F8,F9,F10(TPL5),F11(TL84),F12(TL83/U30),U35,NBF,ID50,ID65			
Displayed Data	Spectrogram/data, sample chromaticity value, chromatic aberration value/graph, Pass/Reject result, color simulation, color bias			
Measurement Time	About 1s			
Repeatability	Chromaticity value: MAV/SCI, standard deviation value ΔE*ab within 0.35 (after preheating correction, the average value of the whiteboard is measured for 30 times at an interval of 5s) Spectral reflectance: MAV/SCI, standard deviation within 0.1% (400-700nm: within 0.2%)			
Inter-instrument agreement	MAV/SCI,ΔE*ab 0.35within(BCRA series II 12 color plate measurement average)			
Display accuracy	0.01			
Reflectivity range	0~200%			
Reflectivity accuracy	0.01%			
Measurement Mode	Single Measurement,Average Measurement(2-99times)			
Locating Method	Stabilizer cross position			
Whiteboard verification method	Contact automatic whiteboard calibration			
Locating Method	Length X width X height =94X68X188mm			
Weight	270g (without calibration base)			
Battery	Lithium battery, 3.7V, 3200mAh, 8000 times in 8 hours			
Life Lamp	1.2 million measurements in 10 years			
Screen	TFT true color 2.8inch, capacitive touch screen			
Interface	USB			
Data storage	500 records for standard sample and 5000 records for sample,supporting PC storage			
Software support	Windows			
Languages	Simplified Chinese, English,Traditional Chinese			
Standard Accessory	Power adapter, data cable, manual, quality management software (official website download), black and white correction box, protective cover, wrist strap, measuring caliber			
Optional Accessory	Micro printer, powder test box			